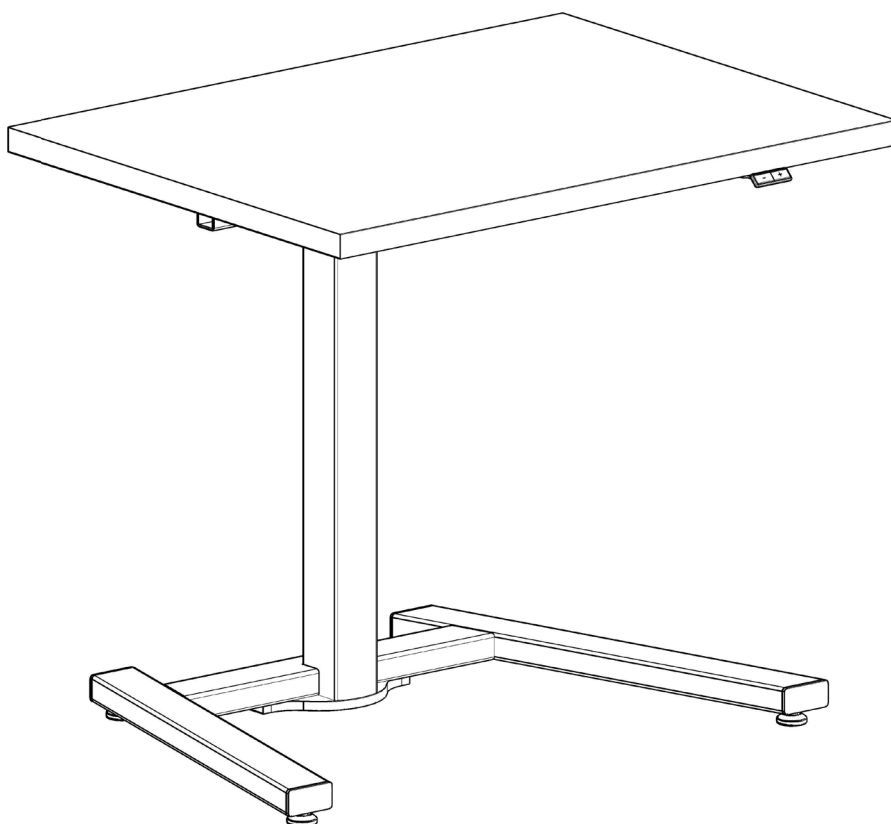


KOJI Electric Sit-Stand Desk



Please scan QR code for full assembly instructions.

Assembly can be completed without use of full instructions as holes are predrilled and can be seen clearly.

Holes are not drilled for bundling electrical wires ie item 7 on instructions.

Calibration of the sit stand desk is required in order to make it function effectively. If there are any issues with assembly or calibration please contact us via support@posturite.co.uk or via our live chat option online.




Simplified calibration procedure

Standard control panel



1. Press simultaneously and hold both buttons continuously for 4 seconds



2. After this action, the  button remains inactive
3. Subsequently using the  button, lower the desk down to the lowest position of both columns
4. After that action, the  button will be active.